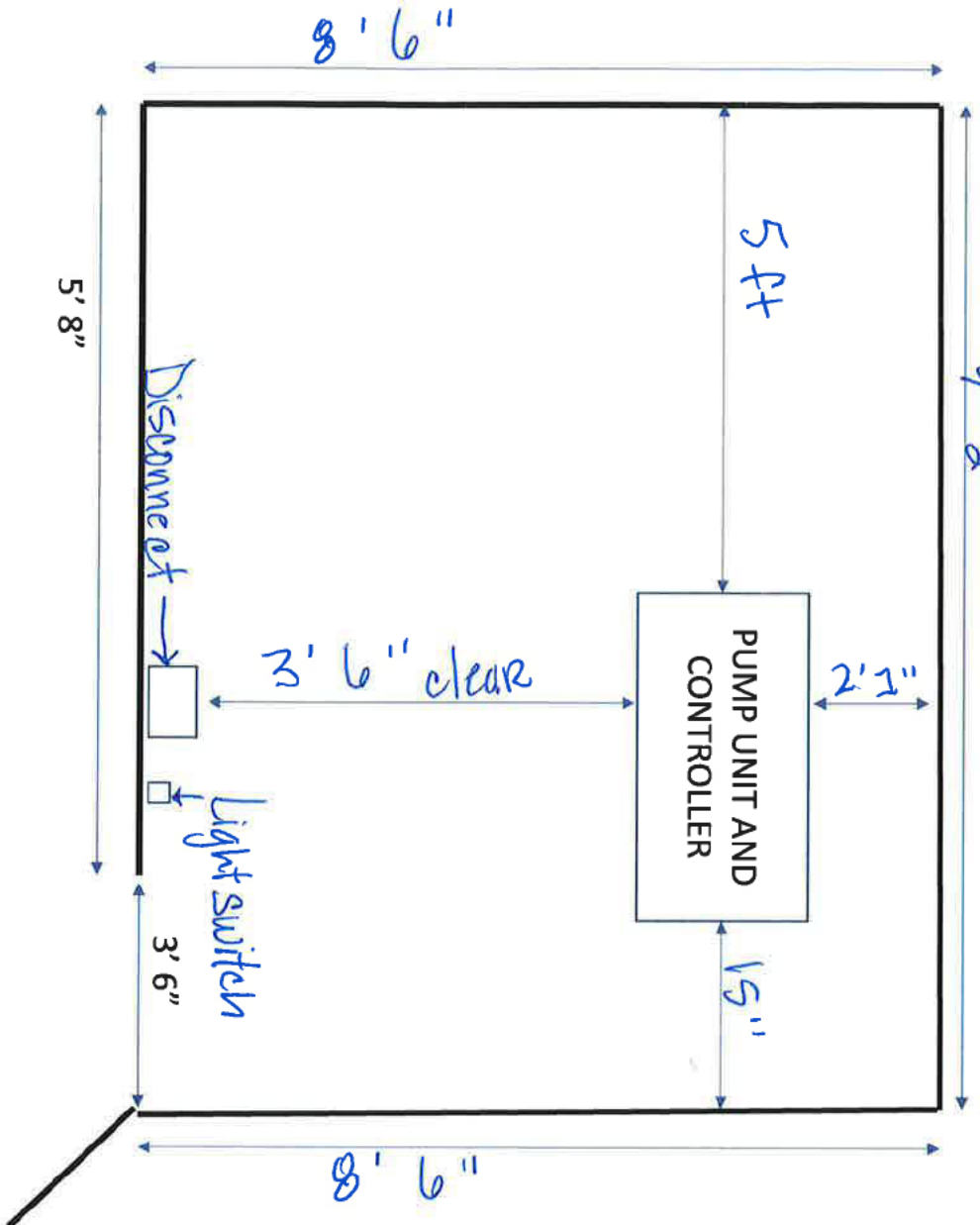


██████████ ELEV 1

HEAT LOAD IN MACHINE ROOM DUE TO ELEVATOR EQUIPMENT = 9,351.85 BTUS HR



## SCOPE OF WORK

Grouping Name: ONLY

Equipment Type: Hydraulic	Speed: 100 fpm
3 Stops (3 Front /0 Rear)	Capacity: 2500 lbs.

### Units Included

Building	Nickname	OEM Serial #	TKE Serial #	Legal ID
		254157BP	US136697	2365PH

### Description of Work

#### Controller

- TAC 32 Controller (Includes Options listed below)
  - 24 VDC Signal Voltage
  - Auto Light and Fan Feature
  - Car Independent Service
  - Car Traveling Lantern Circuitry
  - Door Bypass Operation
  - Electronic Door Detector Interface
  - Hoistway Access and Enable
  - THY Board
- eMax Monitoring Device Provisions
- Battery Lowering in Controller
- Seismic Features
- Solid State Starters (6 or 12 leads) 208 VAC

#### Power Unit

- EP-80 Power Unit (Submersible)
- Seismic Requirements for EP units
- 5 gallon drum of Biodegradable oil (Citgo NZ)
- 55 gallon drum of Biodegradable oil (Citgo NZ)

#### Car

- 21" Toe guard
- Fan: Two Speed
- Car Top Exit Switch
- 2019 Two-way Communication Camera (dome), Ethernet Extender (kit), & Battery Backup
- Car Top Inspection Station (Stand Alone)

#### Hoistway

- Base Wiring Package for 2019 Code
- HN Boxes (per each 2 cars, grouped)
- Steel Tape with Mounting hardware, Selector and magnets (terminal limits included)
- TAC 32 Field Friendly Wiring Package Includes single traveling cable, hoistway wiring, interlock wiring, interlock connectors, and serial wiring.

#### Pit

- Pit Stop Switch
- 2" Shutoff Valve Kit
- Pit Ladder 12" Wide

## Cab

### Door Equipment

- Micro Light 3D 2019 (Front)
- Front Car Door and Hatch Side Restrictors (vanes) complete kit (Front)
- Door Operator

### Car Fixtures

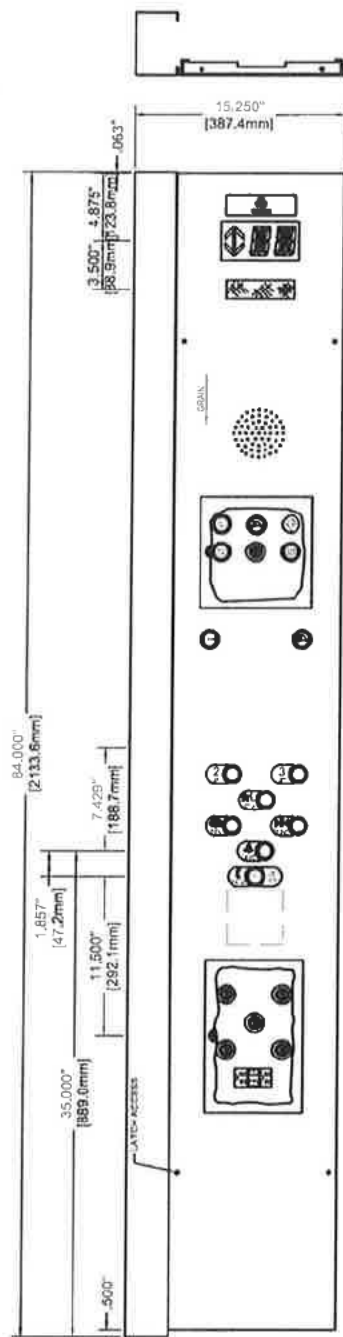
- Main Car Station Includes Options Below
  - Applied Panel
- Vandal Resistant Floor Buttons
- Panel Screws
- Cast Braille Plates for Car Features
- Standard Key Switch Package
  - Fan
  - Light
  - Independent
  - Stop
  - Inspection/Hoistway Enable)
- Emergency Light mounted in COP
- 2004 and later Fire Service Phase II Features (includes instructions signage)
- Handicap Signal (Passing signal)
- Two-way Communication Position Indicator
- ADA Phone System integral with COP (Rath)
- Speaker Pattern for Intercom System/ADA Phone
- Locked Service Cabinet
- Certificate Window
- Default Engravings
- GFI Outlet
- #4 Stainless Steel Finish (441) Seismic Operation Jewel
- Emergency Light Test Button (constant pressure)
- TAC Serial Boards (Main)
- Two-way Communication Machine Room Equipment (Primary Box)
- Car Riding Lantern (Standard) #4 S/S (441)

### Hall Fixtures

- Serial Boards for Hoistway Access
- Fire Service Phase I Key Switch
- Fire Service Phase I Engraved Instructions
- Hoistway Access Switch (in Hall Station)
- Terminal Hall Stations (Surface Mounted) with
  - Appendix O (Polycarbonate insert flame with engraved verbiage)
  - Fusion (#4 S/S (304))
- 2009 & 2010 Elevator Communications Failure add
- Serial Boards for Front Risers
- TAC Serial Boards, Base Charge

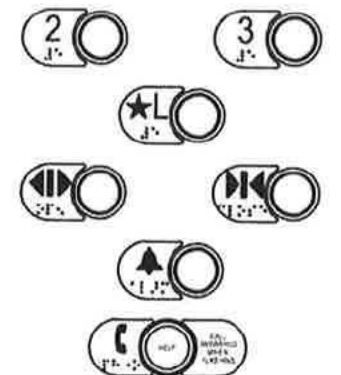

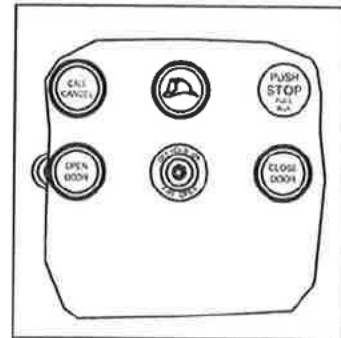
- Terminal Hall Stations (Surface Mounted) with
  - Appendix O (Polycarbonate insert flame with engraved verbiage)
  - Fusion (#4 S/S (304))
- Intermediate Hall Stations (Surface Mounted) with
  - Appendix O (Polycarbonate insert flame with engraved verbiage)
  - Fusion (#4 S/S (304))

MAIN  
RIGHT HAND PANEL

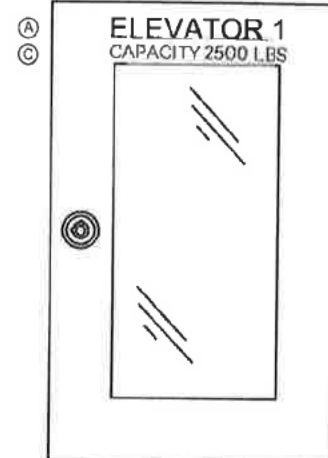
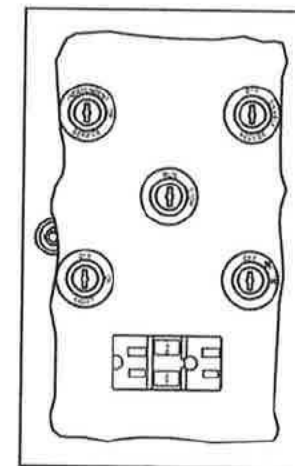
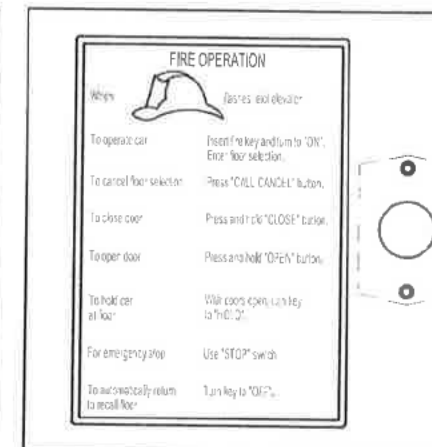


VOICE ANNUNCIATOR  
THIS UNIT IS EQUIPPED WITH A VOICE ANNUNCIATOR

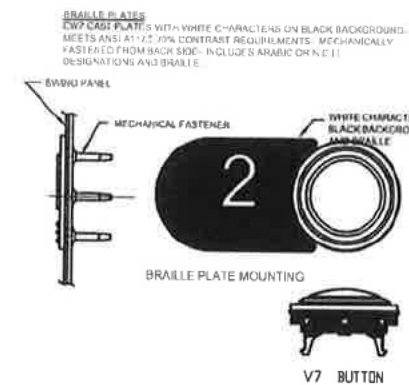
GRAIN TO RUN THE LENGTH  
OF THE PART UNLESS OTHERWISE NOTED



4 X 4 CARD READER  
SPACE



CERTIFICATE WINDOW  
4" X 8" FLUSH MOUNTED PLEXIGLAS



CAR GENERAL LEGEND

ITEM	DESCRIPTION
FIRE SERVICE:	ANSI 2016
CAPACITY:	2500 LBS
CAR STATION TYPE:	COLUMN TYPE
MATERIAL:	16 GAUGE STAINLESS STEEL
FINISH:	#4 BRUSHED
CONTROLLER:	TAC 32
BUTTON TYPE:	V7 (MULTI VOLTAGE)
ILLUMINATION:	BLUE
POSITION INDICATOR:	CE 2 SEGMENTED BLUE (MICRO COMM) ILLUMINATION
FISHTAIL BRAILLE:	CAST BLACK BACKGROUND / WHITE CHARACTER
VOICE ANNUNCIATOR:	CE ELECTRONICS
PHONE:	RATH ADA PHONE

KEYSWITCH LEGEND

ID	OPERATING POSITIONS	KEY REMOVE POSITIONS	KEY CODE
FIRE SERVICE	OFF/HOLD/ON	OFF/HOLD	FEOK1
IND SERV	OFF/ON	ALL	L203
FAN (28 SPEED)	LOW/OFF/HIGH	ALL	L203
HWY ACCESS	OFF/ENABLE	ALL	L205
LIGHT	OFF/ON	ALL	L203
RUN/STOP	RUN/STOP	ALL	L205

ENGRAVING LEGEND

ID	FONT TYPE	FONT COLOR	FONT SIZE
(A)	HELVETICA	BLACK	.500"
(B)	HELVETICA	RED	.500"
(C)	HELVETICA	BLACK	.250"
(D)	HELVETICA	RED	.250"
(E)	HELVETICA	BLACK	.188"
(F)	HELVETICA	RED	.188"

- Approved as Drawn
- Approved as Noted
- Revise and Resubmit

COMPANY \_\_\_\_\_  
SIGNATURE \_\_\_\_\_ DATE \_\_\_\_\_

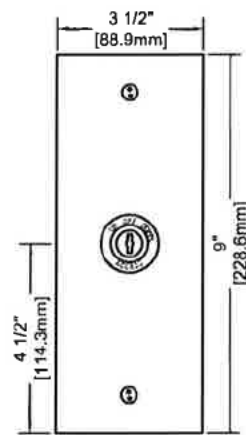
DATE REV REVISION BY

DO NOT SCALE THIS DRAWING  
FOR: \_\_\_\_\_ ELEV # 1  
ADDRESS: \_\_\_\_\_  
CITY: \_\_\_\_\_  
ARCHITECT: \_\_\_\_\_  
GENERAL CONTRACTOR: \_\_\_\_\_  
ELEVATOR CONTRACTOR: \_\_\_\_\_

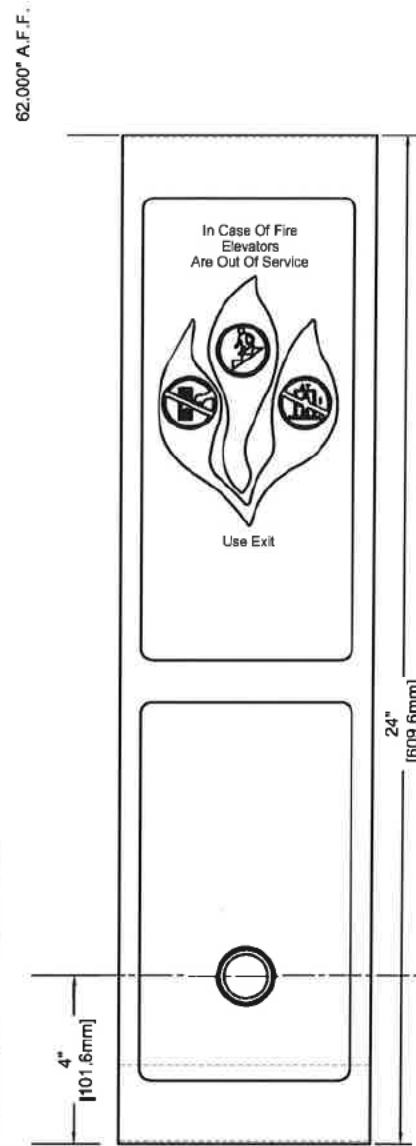
This drawing and all information thereon is the proprietary property of \_\_\_\_\_ and must not be made public or copied. This drawing is loaned subject to return on demand and is not to be used directly or indirectly in any manner detrimental to the interest of \_\_\_\_\_



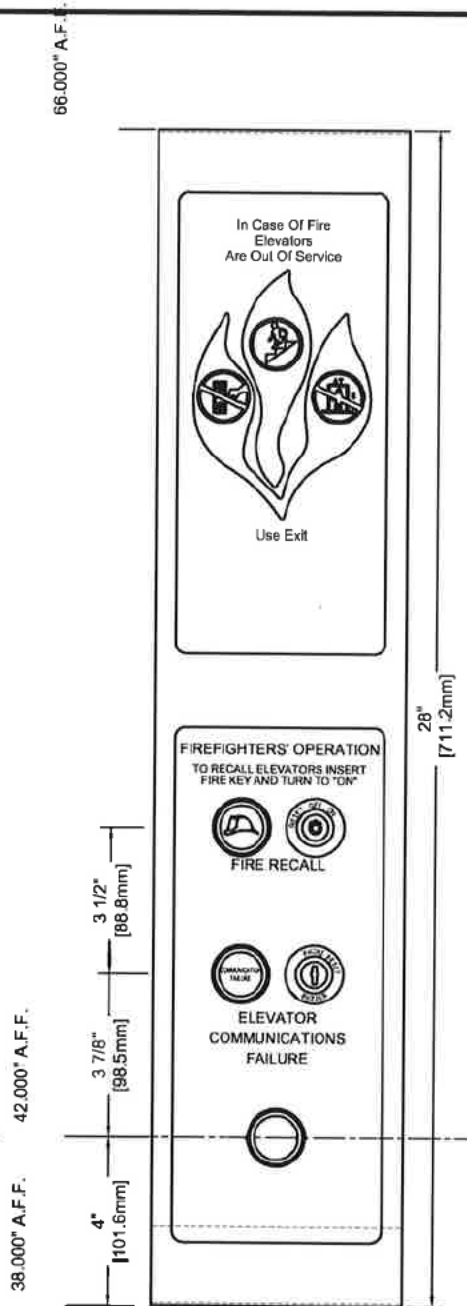
BY	DATE	BRANCH	JOB NUMBER	DRAWING NO.	REV.	SHEET NO.
TC		FFL	FEW109	CAR		1 OF 2



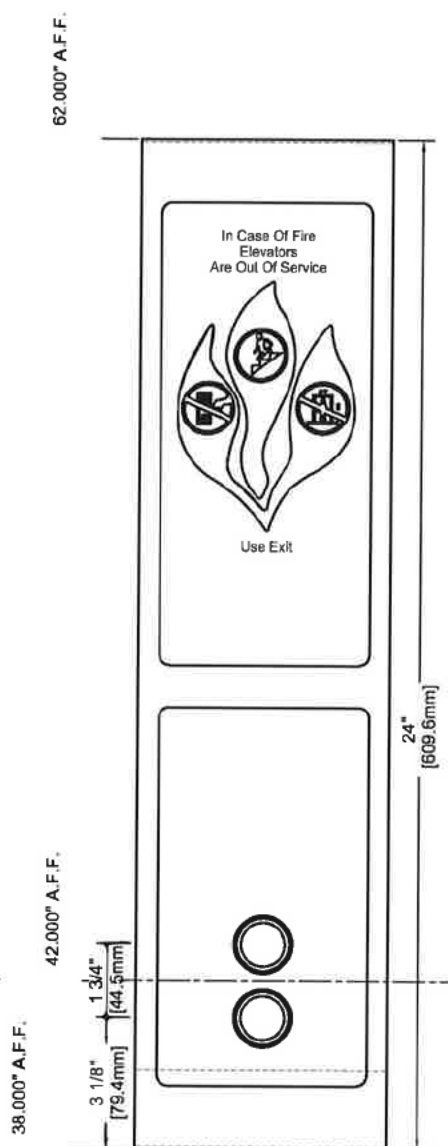
TOTAL REQUIRED: 2  
AT FLOOR: L,3



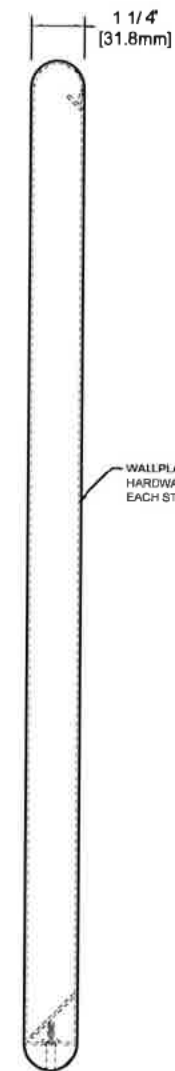
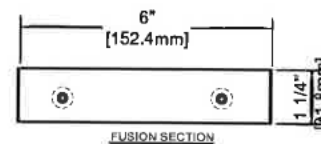
TOTAL REQUIRED: 1  
AT FLOOR: 3



TOTAL REQUIRED: 1  
AT FLOOR: L



TOTAL REQUIRED: 1  
AT FLOOR: 2



### HALL GENERAL LEGEND

ITEM	DESCRIPTION
FIRE SERVICE:	ANSI 2016
HALL STATION TYPE:	FUSION STANDARD
MATERIAL:	18 GAUGE
FINISH:	#4 BRUSHED SS
CONTROLLER:	TAC 32
BUTTON TYPE:	V7 (MULTI VOLTAGE)
ILLUMINATION:	BLUE
POSITION INDICATOR:	N/A
FASTENERS:	CONCEALED
VOLTAGE:	24 VDC
APPENDIX:	APPENDIX O-INSERT (LARGE)
HOISTWAY ACCESS:	SEPARATE
EMERGENCY POWER:	N/A
CODE BLUE:	N/A
PHONE FAILURE:	JEWEL & KEYSWITCH
FIRE PHONE JACK:	N/A
BACK BOX:	N/A

### KEYSWITCH LEGEND

ID	OPERATING POSITIONS	KEY REMOVE POSITIONS	KEY CODE
HWY ACCESS	UP/OFF/DOWN	OFF	L205
FIRE SERVICE	RESET/OFF/ON	OFF/ON	FEO-K1
PHONE-RESET	OFF/RESET	OFF	L206
-			
-			
-			

### ENGRAVING LEGEND

ID	FONT TYPE	FONT COLOR	FONT SIZE
(A)	HELVETICA	BLACK	.500"
(B)	HELVETICA	BLACK	.250"
(C)	HELVETICA	BLACK	.188"
(D)	HELVETICA	RED	.188"
(E)	HELVETICA	RED	.250"

- Approved as Drawn
- Approved as Noted
- Revised and Resubmit

COMPANY \_\_\_\_\_  
SIGNATURE \_\_\_\_\_ DATE \_\_\_\_\_

DATE	REV.	REVISION	BY

DO NOT SCALE THIS DRAWING

FOR: 18 S MISSION ELEV # 1  
ADDRESS: 18 S MISSION ST  
CITY: WENATCHEE, WA 98801  
ARCHITECT: \_\_\_\_\_  
GENERAL CONTRACTOR: \_\_\_\_\_  
ELEVATOR CONTRACTOR: \_\_\_\_\_

This drawing and all information thereon is the proprietary property of ThyssenKrupp Elevator and must not be made public or copied. This drawing is loaned subject to return on demand and is not to be used directly or indirectly in any manner detrimental to the interest of ThyssenKrupp Elevator.



BY	DATE	BRANCH	JOB NUMBER	DRAWING NO.	REV.	SHEET NO.
TC	11/10/21	FFL	FFW 109	HALL	2	2 OF 2

GRAIN TO RUN THE LENGTH OF THE PART UNLESS OTHERWISE NOTED